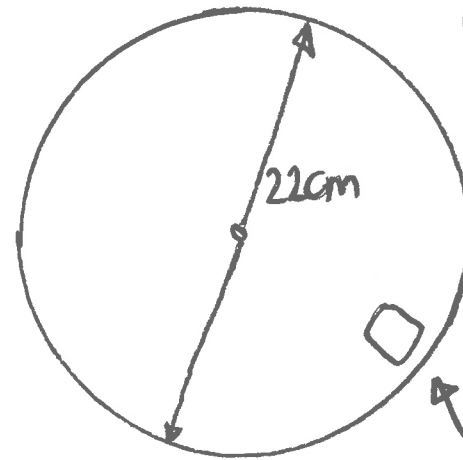


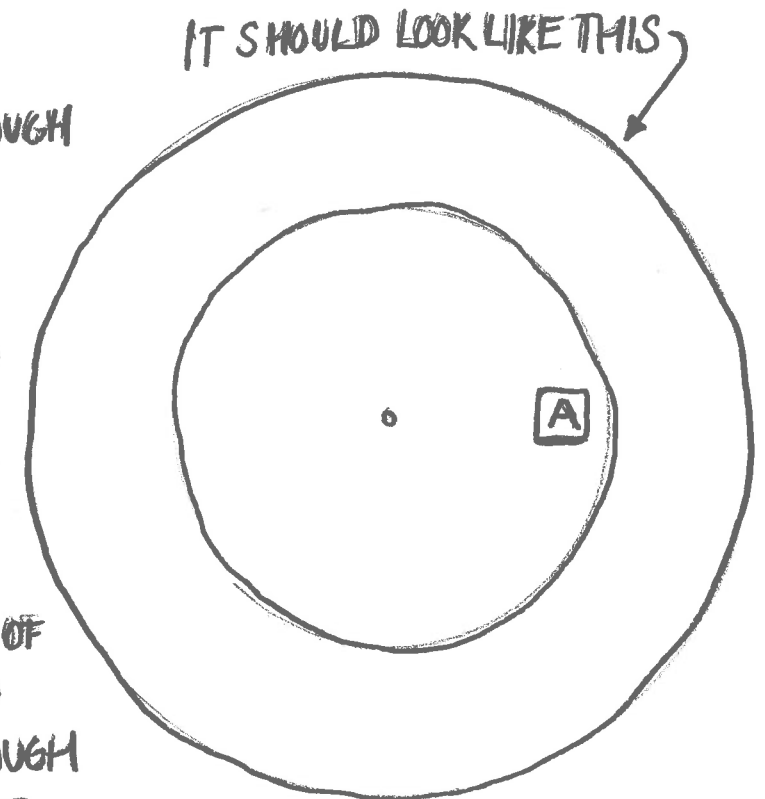
HOW TO MAKE 'PIMPAMPET' OR AN 'ASK-ME' GAME

①

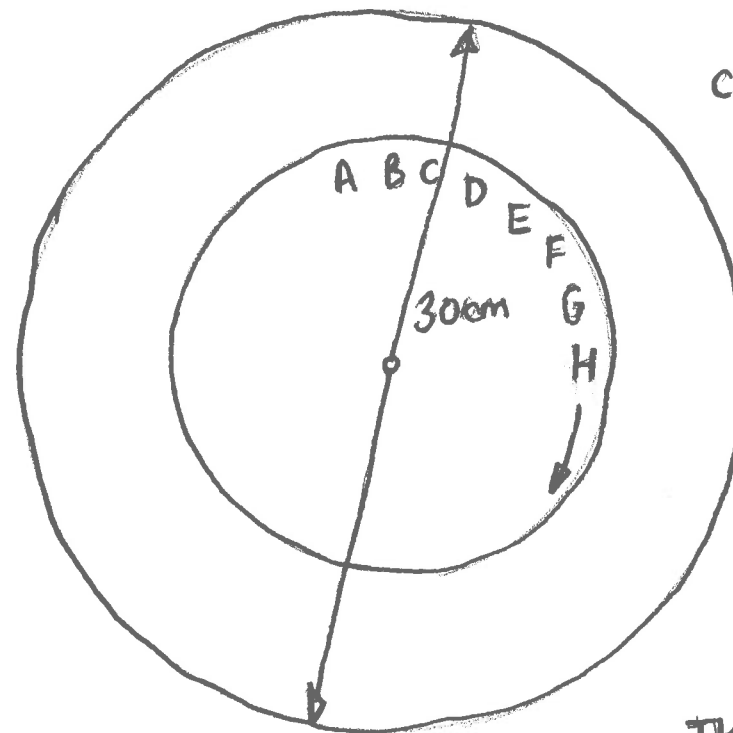


CUT A CIRCLE OF 1cm PLYWOOD THAT HAS A DIAMETER OF 22cm. DRILL A SMALL HOLE THAT GOES HALF-WAY THROUGH THE WOOD IN THE MIDDLE OF THE CIRCLE

CUT OUT A SQUARE THAT IS 4cm x 4cm AT THE EDGE OF CIRCLE



IT SHOULD LOOK LIKE THIS



CUT ANOTHER CIRCLE OF 1cm PLYWOOD AND DRILL A SCREW THROUGH THE CENTRE. THE CIRCLE SHOULD HAVE A DIAMETER OF 30cm. THE SCREW SHOULD BE 3cm. AROUND A CONCENTRIC CIRCLE IN LINE WITH THE 4cm x 4cm SQUARE, WRITE

THE LETTERS OF THE ALPHABET.

PUT THE SMALL CIRCLE ON THE BIG ONE SO THE CENTRE POINT

RESTS ON THE SCREW'S POINTED END.

THE UPPER CIRCLE SHOULD TURN ON THE LOWER ONE SO IT CAN BE SPUN TO CHOOSE A LETTER FROM THE ALPHABET.